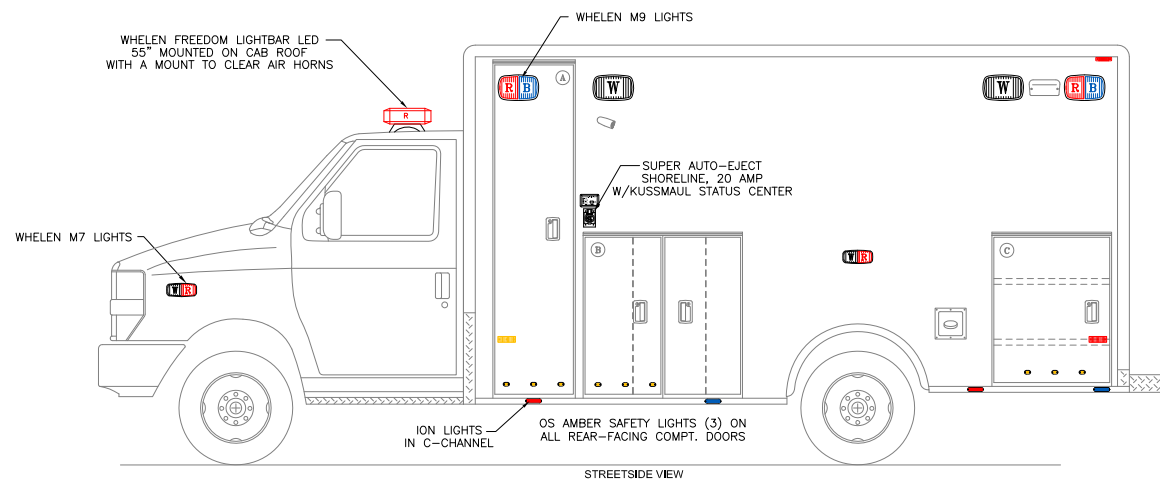
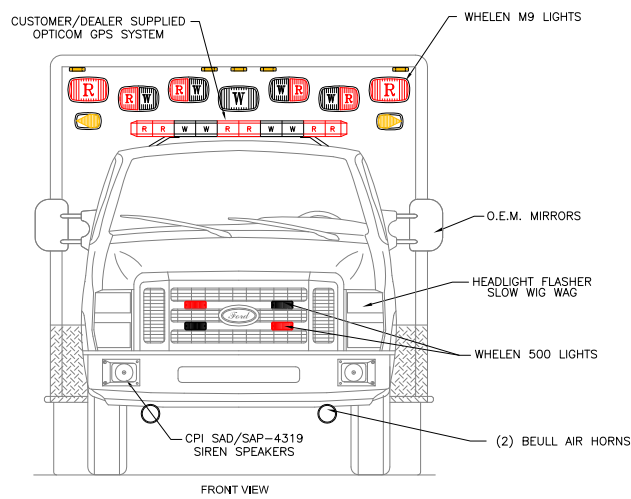
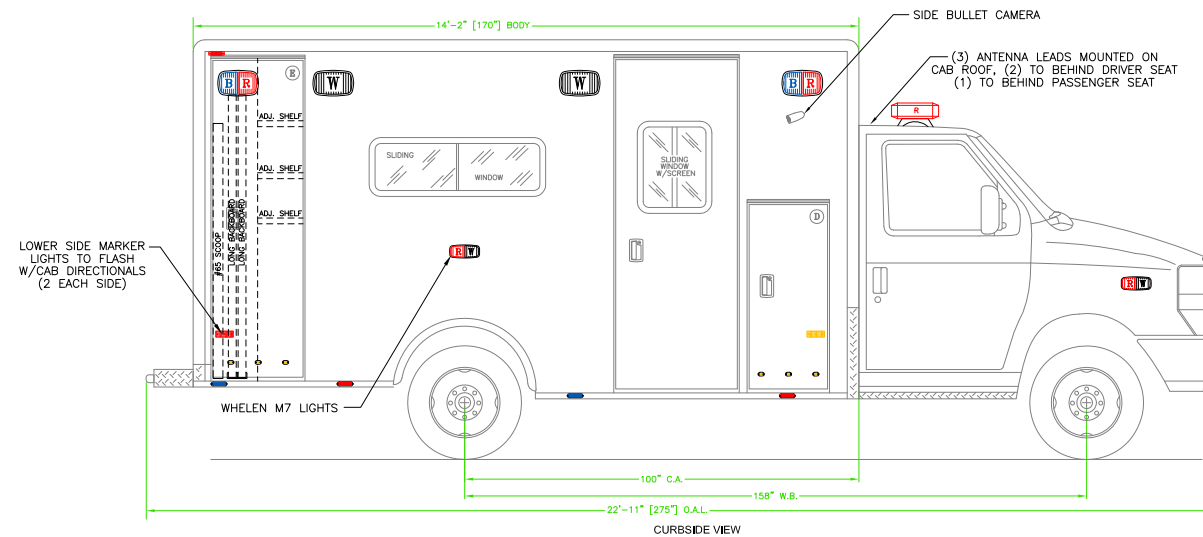
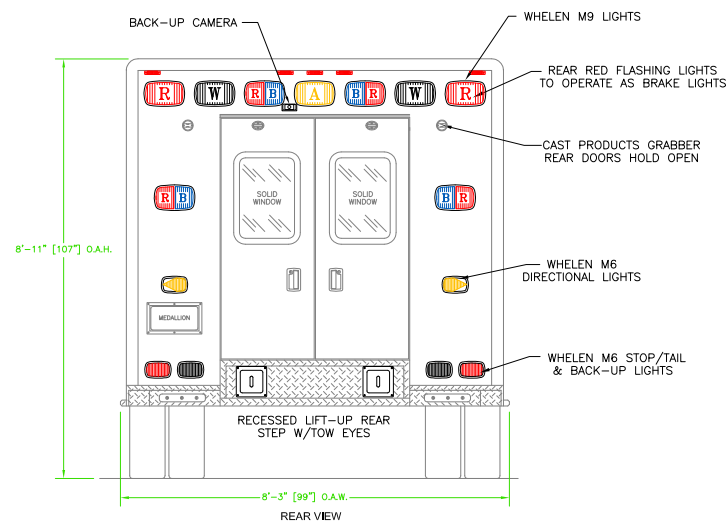


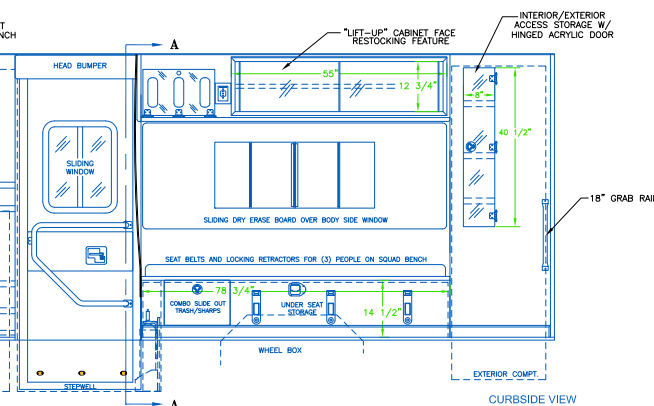
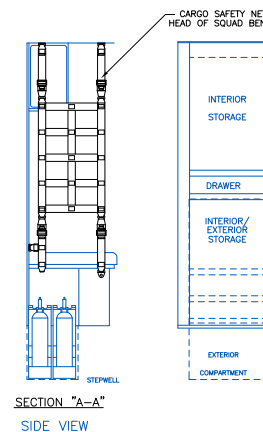
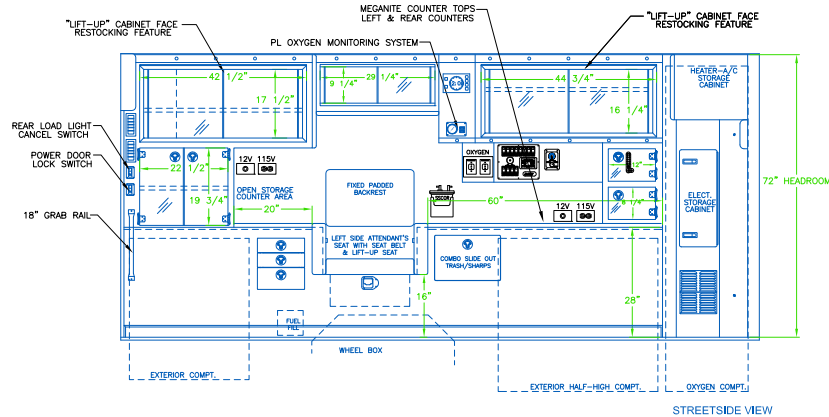
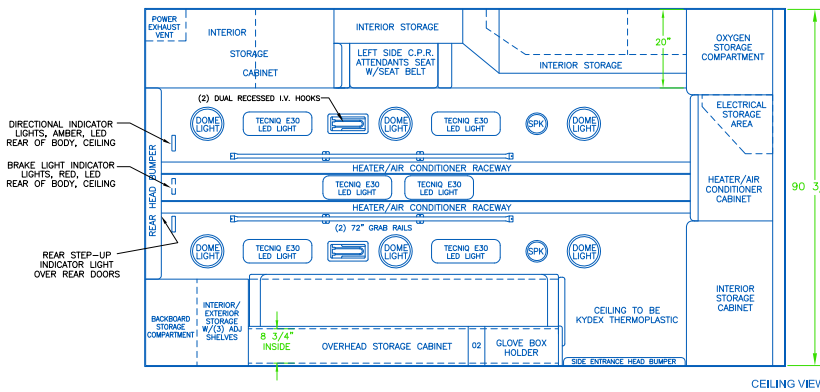
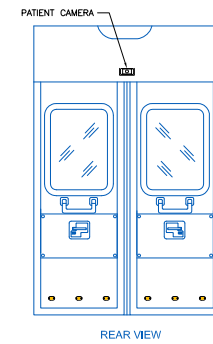
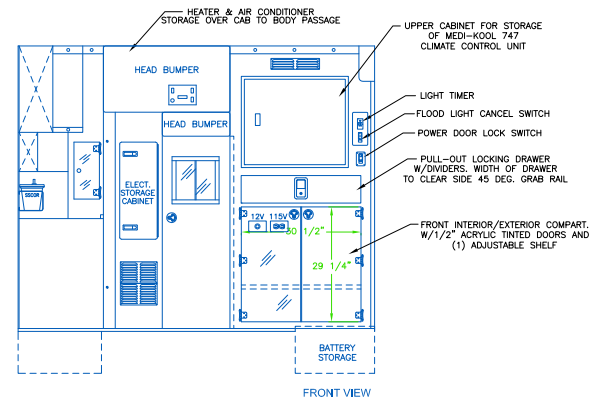
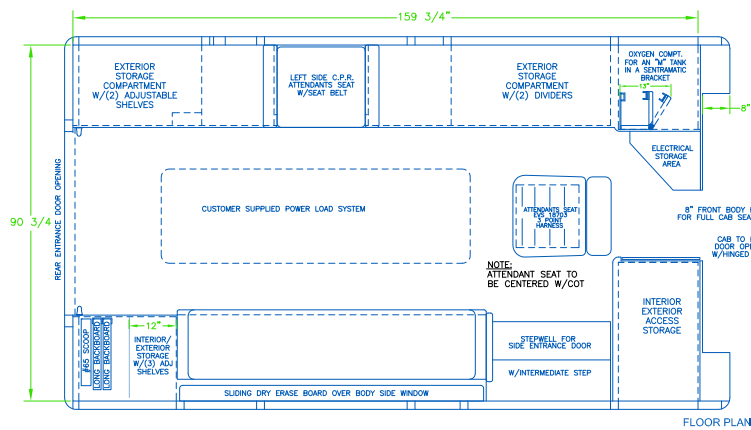
CUSTOM DESIGNED FOR  
**MIDDLE ISLAND  
 FIRE DEPARTMENT**  
 BY  
**P.L. CUSTOM  
 EMERGENCY VEHICLES**



COMPARTMENT DESCRIPTIONS				
	WIDTH	HEIGHT	DEPTH	PURPOSE
(A)	20	83	21	OXYGEN STORAGE
(B)	40 3/8	39	20	EXTERIOR STORAGE
(C)	31	36	20	EXTERIOR STORAGE
(D)	20	46	33" ABOVE FLOOR	INTERIOR/EXTERIOR ACCESS STORAGE
(E)	24 1/2	80	21 1/4	BACKBOARD STORAGE
	29	77		SIDE ENTRANCE DOOR OPENING
	46 1/4	58		REAR ENTRANCE DOOR OPENING
ALL DIMENSIONS APPROXIMATE				



INTERIOR  
 DIMENSIONS  
 HEIGHT 72"  
 LENGTH 160"  
 WIDTH 90"



- NOTES:
- 1) DRAWINGS ARE FOR REPRESENTATIONAL PURPOSES ONLY.
  - 2) ALL DIMENSIONS SHOWN ARE APPROXIMATE.
  - 3) EXTERIOR COMPARTMENT DIMENSIONS REFLECT WALL TO WALL MEASUREMENTS. PASS THROUGH OPENINGS WILL BE SMALLER.
  - 4) INTERIOR CABINET DIMENSIONS REFLECT THE CABINET OPENING. PASS THROUGH OPENINGS WILL BE SMALLER.
  - 5) DIMENSIONS FOR OVERALL HEIGHT AND OVERALL LENGTH ARE APPROXIMATE UNTIL THE CHASSIS IS BUILT AND RECEIVED AT OUR FACTORY.



"NOTICE"  
 This drawing and data thereon shall not be duplicated, used or disclosed to others for procurement or manufacturing purposes, except as otherwise authorized by contract, without written permission of P.L. CUSTOM BODY & EQUIPMENT CO., INC. We reserve the right to make changes at any time, without notice, in materials, equipment & specifications. Written specifications take precedence over drawings which are for clarity only. All reproductions shall bear this notice.

B	0003	5/31/16	DR
A	0002	4/6/16	DR
DWG. REV.	QW	REV	DATE
MEDALLION SERIES			
JOB: MIDDLE ISLAND			
CUSTOMER: MIDDLE ISLAND			
VEHICLE TYPE: E-SUPER DUTY 107' CA 107" H.B. DUAL REAR			
DO NOT SCALE DRAWING			
DATE:	2/19/16	DATE:	
SCALE:	3/4" = 1'-0"	SHEET:	1 of 1
DWG. NO.:	0001	CHG. NO.:	A3490
JOB NO.:	16-3554		